



**FOMENTO ECONÓMICO
DE CHIAPAS A.C.**

Análisis sobre la Producción de Hortalizas en Chiapas

Cifras al cierre de 31 de Enero de 2021



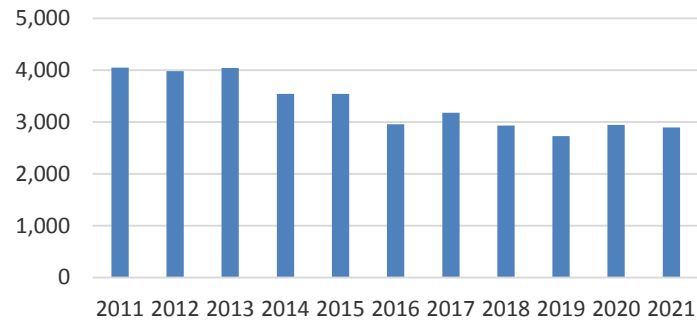
**OBSERVATORIO
CIUDADANO FEC**

Sector Motor: Hortalizas

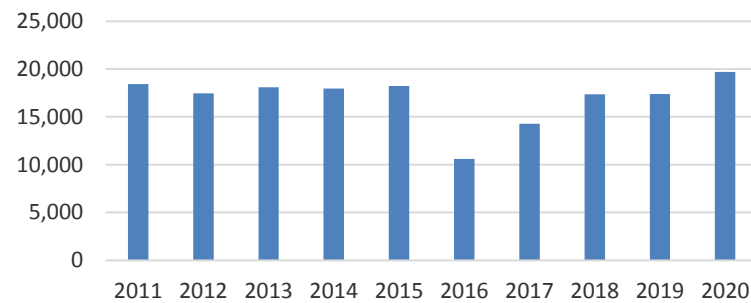
Chile Verde

	2011	2012	2013	2014	2015	2016	2017	2018	2019	2020	2021
Superficie Sembrada (Ha)	4,048	3,985	4,045	3,545	3,543	2,955	3,180	2,935	2,729	2,945	2,897
Producción (Ton)	18,442	17,469	18,094	17,974	18,243	10,606	14,266	17,356	17,404	19,702	
Valor de la Producción (miles de pesos)	\$ 82,019	\$ 110,847	\$ 107,465	\$ 109,562	\$ 114,174	\$ 73,103	\$ 78,775	\$ 91,727	\$ 99,500	N/D	

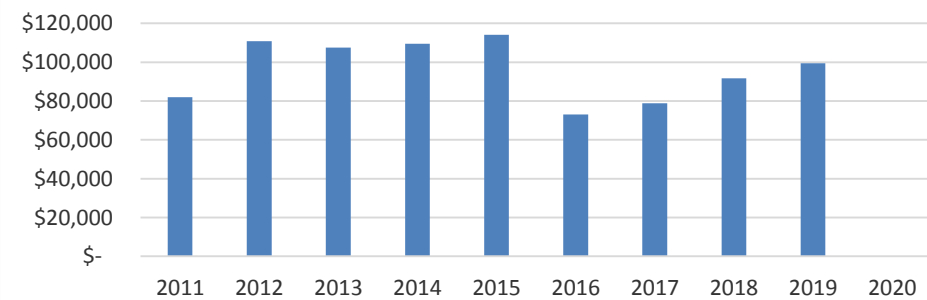
Superficie Sembrada (Ha)



Producción (Ton)



Valor de la Producción (miles de pesos)



2011	2021	Dif. 2011-2021		2020	2021	Dif. 2020-2021
4,048	2,897	-28.43%	Superficie Sembrada (Ha)	2,945	2,897	-1.62%
18,442			Producción (Ton)	19,702		
\$ 82,019			Valor de la Producción (miles de pesos)			

Sector Motor: Hortalizas

Chile Verde

	Entidad	Superficie (ha)			Producción	Rendimiento (udm/ha)
		Sembrada	Cosechada	Siniestrada		
1	Baja California Sur	1,150.90	28.00	0.00	756.00	27.00
2	Campeche	87.00	0.00	0.00	0.00	0
3	Colima	464.50	0.00	0.00	0.00	0
4	Chiapas	2,897.22	0.00	0.00	0.00	0
5	Guanajuato	562.54	0.00	0.00	0.00	0
6	Guerrero	275.64	0.00	0.00	0.00	0
7	Jalisco	805.10	0.00	0.00	0.00	0
8	México	18.92	0.00	0.00	0.00	0
9	Michoacán	526.44	0.00	0.00	0.00	0
10	Morelos	10.30	0.00	0.00	0.00	0
11	Nayarit	484.25	219.00	0.00	1,573.93	7.19
12	Oaxaca	1,222.53	0.00	0.00	0.00	0
13	Puebla	192.90	0.00	0.00	0.00	0
14	Querétaro	107.60	37.00	0.00	2,031.26	54.90
15	Quintana Roo	95.70	0.00	0.00	0.00	0
16	San Luis Potosí	18.00	0.00	0.00	0.00	0
17	Sinaloa	14,977.76	7,758.45	0.00	167,125.34	21.54
18	Sonora	2,698.50	80.00	0.00	1,440.00	18.00
19	Tabasco	334.00	0.00	0.00	0.00	0
20	Tamaulipas	95.50	0.00	0.00	0.00	0
21	Veracruz	3,591.43	0.00	0.00	0.00	0
22	Yucatán	111.00	0.00	0.00	0.00	0
23	Zacatecas	5.50	0.00	0.00	0.00	0
Total		30,733.23	8,122.45	0.00	172,926.53	21.29

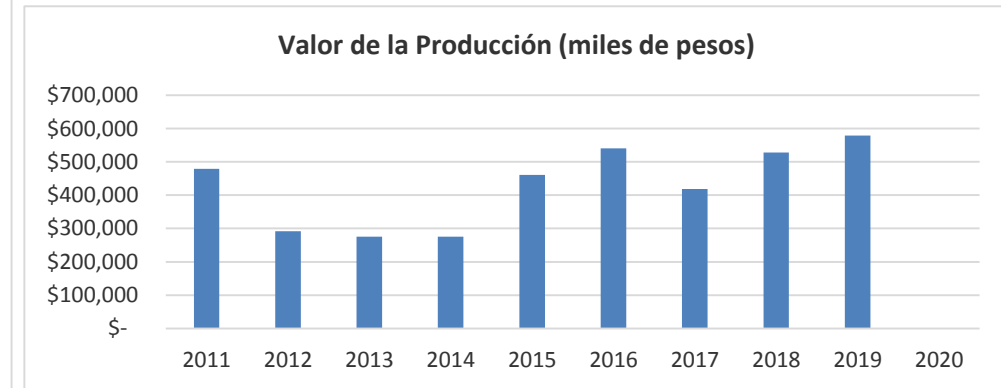
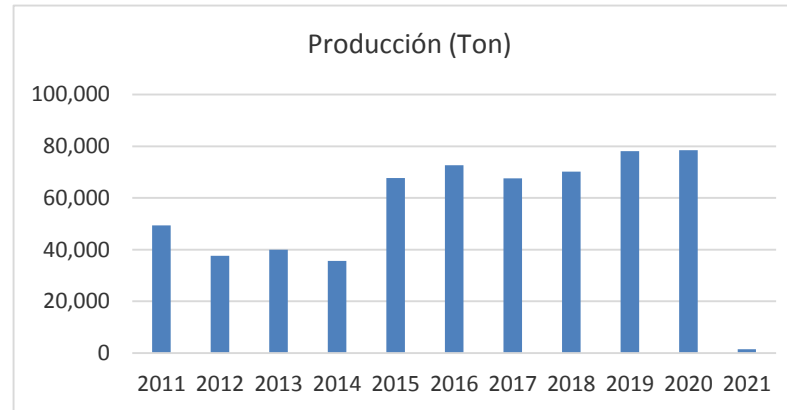
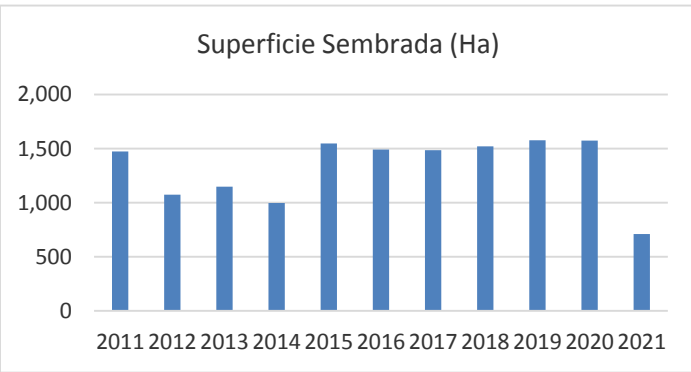
Fuente: Elaborado por el Servicio de Información Agroalimentaria y Pesquera (SIAP), con datos de la SAGARPA.

Cifras al 31 de Enero de 2021

Sector Motor: Hortalizas

Jitomate

	2011	2012	2013	2014	2015	2016	2017	2018	2019	2020	2021
Superficie Sembrada (Ha)	1,472	1,074	1,147	998	1,548	1,492	1,485	1,522	1,578	1,574	711
Producción (Ton)	49,430	37,581	40,020	35,636	67,754	72,678	67,532	70,117	78,140	78,478	1,483
Valor de la Producción (miles de pesos)	\$ 479,406	\$ 291,847	\$ 275,806	\$ 275,080	\$ 460,904	\$ 540,565	\$ 418,965	\$ 528,426	\$ 579,163	N/D	



2011	2021	Dif. 2011-2021		2020	2021	Dif. 2020-2021
1,472	711	-51.70%	Superficie Sembrada (Ha)	1,574	711	-54.83%
49,430	1,483	-97.00%	Producción (Ton)	78,478	1,483	-98.11%
\$ 479,406			Valor de la Producción (miles de pesos)			

Chiapas, 5to lugar en producción.

Sector Motor: Hortalizas

Jitomate

	Entidad	Superficie (ha)			Producción	Rendimiento (udm/ha)
		Sembrada	Cosechada	Siniestrada		
1	Aguascalientes	17.00	16.00	0.00	442.40	27.65
2	Baja California Sur	1,003.95	215.30	0.00	11,065.34	51.39
3	Campeche	205.00	0.00	0.00	0.00	0
4	Colima	171.00	0.00	0.00	0.00	0
5	Chiapas	711.15	328.00	0.00	1,482.60	4.52
6	Guanajuato	75.56	0.00	0.00	0.00	0
7	Guerrero	440.03	0.00	0.00	0.00	0
8	Jalisco	107.94	0.00	0.00	0.00	0
9	México	110.03	0.00	0.00	0.00	0
10	Michoacán	1,355.00	0.00	0.00	0.00	0
11	Morelos	195.00	0.00	0.00	0.00	0
12	Nayarit	90.00	31.00	0.00	427.59	13.79
13	Oaxaca	295.91	0.00	0.00	0.00	0
14	Puebla	20.70	0.00	0.00	0.00	0
15	Querétaro	111.00	99.00	0.00	13,585.57	137.23
16	Quintana Roo	88.00	0.00	0.00	0.00	0
17	San Luis Potosí	49.00	0.00	0.00	0.00	0
18	Sinaloa	12,615.72	8,635.34	0.00	283,910.80	32.88
19	Sonora	1,243.00	0.00	0.00	0.00	0
20	Tabasco	14.00	0.00	0.00	0.00	0
21	Tamaulipas	68.00	11.00	0.00	11.77	1.07
22	Veracruz	676.00	0.00	0.00	0.00	0
23	Yucatán	30.90	0.00	0.00	0.00	0
24	Zacatecas	8.00	0.00	0.00	0.00	0
Total		19,701.89	9,335.64	0.00	310,926.07	33.31

Fuente: Elaborado por el Servicio de Información Agroalimentaria y Pesquera (SIAP), con datos de la SAGARPA.

Cifras al 31 de Enero de 2021