



**FOMENTO ECONÓMICO  
DE CHIAPAS, A.C.**



**OBSERVATORIO  
CIUDADANO FEC**

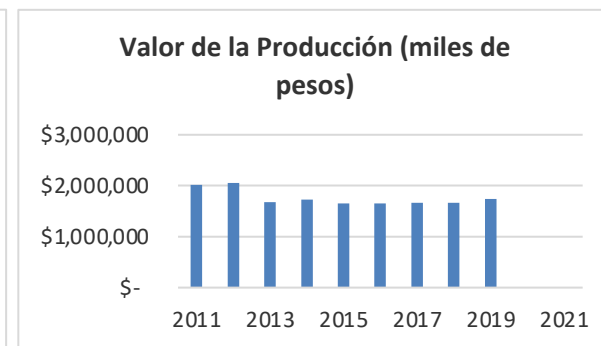
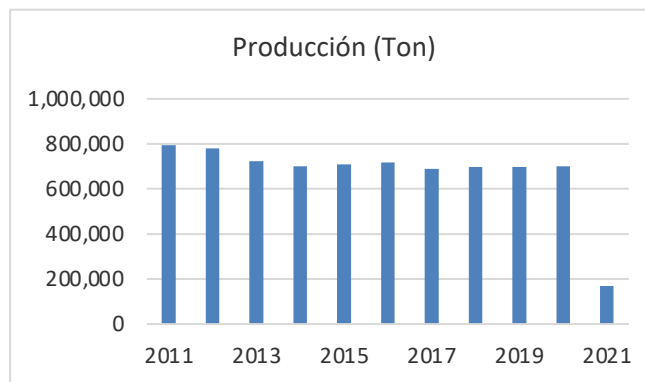
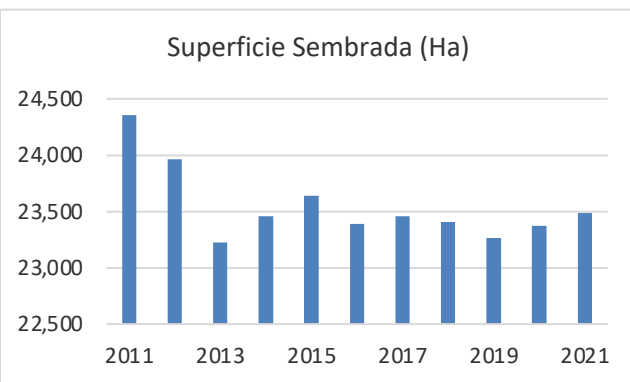
## **Análisis sobre la Producción de Frutas Tropicales en Chiapas**

**Cifras al cierre del 31 de Marzo de 2021**

# Sector Motor: Frutas

## Plátano

	2011	2012	2013	2014	2015	2016	2017	2018	2019	2020	2021
Superficie Sembrada (Ha)	24,355	23,962	23,223	23,456	23,640	23,388	23,455	23,404	23,266	23,373	23,485.82
Producción (Ton)	792,892	778,869	723,627	701,394	708,701	716,286	688,900	697,932	696,877	701,445	169,595.58
Valor de la Producción (miles de pesos)	\$ 2,022,538	\$ 2,059,451	\$ 1,672,147	\$ 1,723,885	\$ 1,653,462	\$1,651,977	\$ 1,667,387	\$1,659,098	1,737,850	N/D	



2011	2021	Dif. 2011-2021		2020	2021	Dif. 2020-2021
24,355	23,485.82	-3.57%	<b>Superficie Sembrada (Ha)</b>	23,373	23,485.82	0.48%
792,892	169,595.58	-78.61%	<b>Producción (Ton)</b>	701,445	169,595.58	-75.82%
\$ 2,022,538		-100.00%	<b>Valor de la Producción (miles de pesos)</b>			

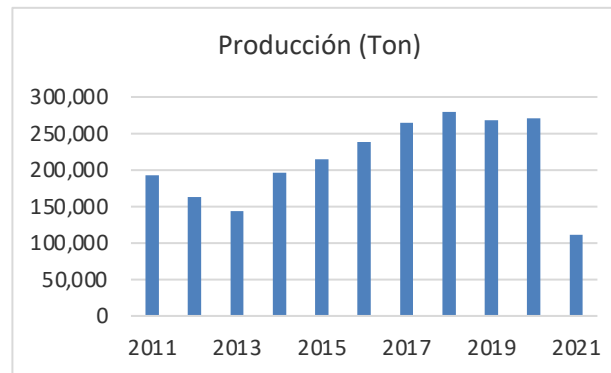
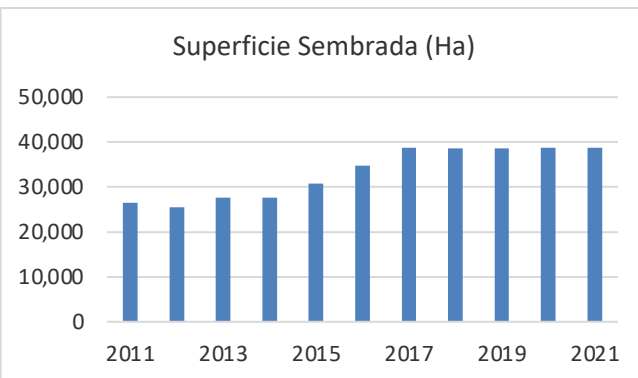
Distritos: Comitán, Pichucalco, San Cristóbal de Las Casas, Tapachula, Tuxtla Gutiérrez

	Entidad	Superficie (ha)			Producción	Rendimiento (udm/ha)
		Sembrada	Cosechada	Siniestrada		
1	Campeche	119.00	3.00	0.00	4.80	1.60
2	Colima	6,100.49	6,099.49	0.00	43,386.42	7.11
3	Chiapas	23,485.82	22,656.57	0.00	169,595.58	7.49
4	Guerrero	3,930.65	3,600.15	0.00	20,154.96	5.60
5	Hidalgo	10.00	0.00	0.00	0.00	0
6	Jalisco	4,044.00	3,859.00	0.00	34,997.60	9.07
7	México	17.00	0.00	0.00	0.00	0
8	Michoacán	5,649.00	5,565.00	0.00	41,895.43	7.53
9	Morelos	9.00	0.00	0.00	0.00	0
10	Nayarit	2,531.50	2,337.00	0.00	4,744.96	2.03
11	Oaxaca	3,511.25	3,048.00	0.00	16,242.85	5.33
12	Puebla	2,620.19	12.80	0.00	114.61	8.95
13	Quintana Roo	817.50	762.50	0.00	1,946.07	2.55
14	Tabasco	11,687.42	11,674.42	0.00	134,784.58	11.55
15	Veracruz	16,051.72	4,882.69	0.00	76,270.73	15.62
16	Yucatán	284.00	13.30	0.00	19.60	1.47
<b>Total</b>		<b>80,868.54</b>	<b>64,513.92</b>	<b>0.00</b>	<b>544,158.19</b>	<b>8.43</b>

# Sector Motor: Frutas

## Mango

	2011	2012	2013	2014	2015	2016	2017	2018	2019	2020	2021
Superficie Sembrada (Ha)	26,484	25,557	27,691	27,683	30,814	34,728	38,741	38,656	38,622	38,705	38,775.35
Producción (Ton)	193,042	162,922	143,304	196,166	215,009	238,430	264,827	279,281	268,374	270,695	110,955.64
Valor de la Producción (miles de pesos)	\$ 655,789	\$ 461,632	\$ 504,892	\$ 847,549	\$ 951,282	\$ 1,086,324	\$ 1,297,822	\$ 1,451,942	1,422,897	N/D	



2011	2021	Dif. 2011-2021		2020	2021	Dif. 2020-2021
26,484	38,775.35	46.41%	<b>Superficie Sembrada (Ha)</b>	38,705	38,775.35	0.18%
193,042	110,955.64	-42.52%	<b>Producción (Ton)</b>	270,695	110,955.64	-59.01%
\$ 655,789			<b>Valor de la Producción (miles de pesos)</b>			

Distritos: Comitán, Tapachula, Tonalá, Tuxtla Gutiérrez, Villaflores

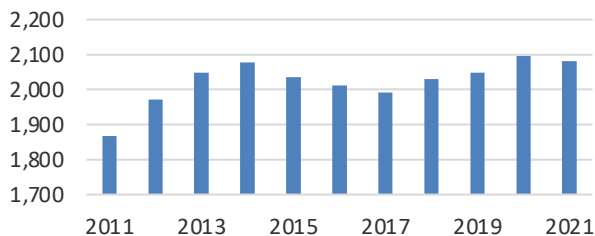
	Entidad	Superficie (ha)			Producción	Rendimiento (udm/ha)
		Sembrada	Cosechada	Siniestrada		
1	Baja California Sur	1,675.70	0.00	0.00	0.00	0
2	Campeche	1,440.20	0.00	0.00	0.00	0
3	Colima	4,284.08	1,274.24	0.00	1,948.22	1.53
4	Chiapas	38,775.35	35,295.74	0.00	110,955.64	3.14
5	Durango	560.06	0.00	0.00	0.00	0
6	Guerrero	26,891.13	10,947.93	0.00	112,616.57	10.29
7	Hidalgo	82.75	0.00	0.00	0.00	0
8	Jalisco	7,929.84	0.00	0.00	0.00	0
9	México	370.00	0.00	0.00	0.00	0
10	Michoacán	26,224.43	20,828.09	0.00	18,552.91	0.89
11	Morelos	338.80	0.00	0.00	0.00	0
12	Nayarit	28,329.23	0.00	0.00	0.00	0
13	Oaxaca	19,211.65	15,960.25	0.00	89,248.64	5.59
14	Puebla	58.50	0.00	0.00	0.00	0
15	Querétaro	77.00	0.00	0.00	0.00	0
16	San Luis Potosí	55.00	0.00	0.00	0.00	0
17	Sinaloa	34,560.27	0.00	0.00	0.00	0
18	Sonora	142.28	0.00	0.00	0.00	0
19	Tabasco	194.00	0.00	0.00	0.00	0
20	Tamaulipas	907.76	0.00	0.00	0.00	0
21	Veracruz	14,673.70	92.50	0.00	1,018.75	11.01
22	Yucatán	176.04	0.00	0.00	0.00	0
23	Zacatecas	28.00	0.00	0.00	0.00	0
<b>Total</b>		<b>206,985.77</b>	<b>84,398.75</b>	<b>0.00</b>	<b>334,340.73</b>	<b>3.96</b>

# Sector Motor: Frutas

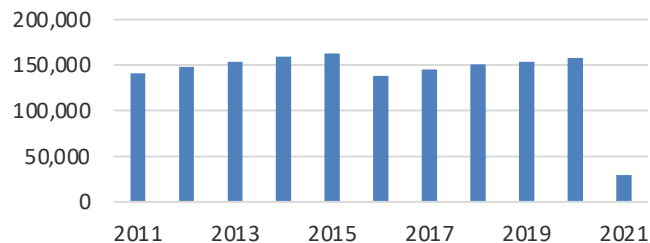
## Papaya

	2011	2012	2013	2014	2015	2016	2017	2018	2019	2020	2021
Superficie Sembrada (Ha)	1,867	1,971	2,048	2,077	2,036	2,011	1,991	2,030	2,048	2,096	2,080.53
Producción (Ton)	140,721	147,942	153,990	159,564	162,876	137,941	145,511	151,133	153,393	158,002	29,167.80
Valor de la Producción (miles de pesos)	\$ 423,991	\$ 457,984	\$ 544,036	\$ 662,483	\$ 707,369	\$ 627,675	\$ 691,568	\$ 781,793	\$ 771,703	N/D	

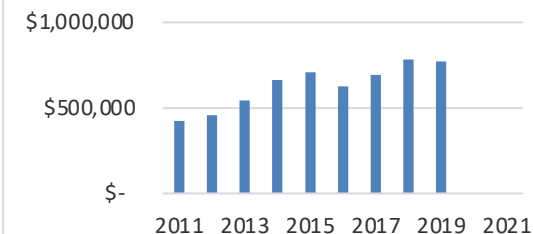
Superficie Sembrada (Ha)



Producción (Ton)



Valor de la Producción (miles de pesos)



2011	2021	Dif. 2011-2021		2020	2021	Dif. 2020-2021
1,867	2,080.53	11.44%	<b>Superficie Sembrada (Ha)</b>	2,096	2,080.53	-0.74%
140,721	29,167.80	-79.27%	<b>Producción (Ton)</b>	158,002	29,167.80	-81.54%
\$ 423,991			<b>Valor de la Producción (miles de pesos)</b>			

Distritos: Comitán, Tapachula, Tuxtla Gutiérrez, Villaflores

Fuente: Elaborado por el Servicio de Información Agroalimentaria y Pesquera (SIAP), con datos de la SAGARPA.

Avance al 31 de Marzo de 2021



	Entidad	Superficie (ha)			Producción	Rendimiento (udm/ha)
		Sembrada	Cosechada	Siniestrada		
1	Baja California Sur	25.00	0.00	0.00	0.00	0
2	Campeche	533.00	183.13	0.00	7,596.19	41.48
3	Colima	3,500.50	3,321.50	0.00	44,168.17	13.30
4	Chiapas	2,080.53	1,689.00	0.00	29,167.80	17.27
5	Guerrero	1,544.15	1,295.38	0.00	10,213.84	7.88
6	Jalisco	475.16	0.00	0.00	0.00	0
7	México	3.50	0.00	0.00	0.00	0
8	Michoacán	3,471.00	2,544.00	0.00	14,778.23	5.81
9	Morelos	96.00	35.00	0.00	623.00	17.80
10	Nayarit	377.00	250.00	0.00	1,692.60	6.77
11	Oaxaca	3,228.95	3,119.55	0.00	73,626.32	23.60
12	Puebla	154.50	0.00	0.00	0.00	0
13	Quintana Roo	185.50	160.50	0.00	2,961.60	18.45
14	San Luis Potosí	401.50	30.00	27.00	1,250.00	41.67
15	Sinaloa	337.10	0.00	0.00	0.00	0
16	Tabasco	214.00	214.00	0.00	3,611.64	16.88
17	Tamaulipas	437.80	63.56	0.00	266.94	4.20
18	Veracruz	3,618.00	2,597.65	0.00	73,766.96	28.40
19	Yucatán	169.00	78.00	0.00	1,588.58	20.37
<b>Total</b>		<b>20,852.19</b>	<b>15,581.27</b>	<b>27.00</b>	<b>265,311.87</b>	<b>17.03</b>

Fuente: Elaborado por el Servicio de Información Agroalimentaria y Pesquera (SIAP), con datos de la SAGARPA.

Avance al 31 de Marzo de 2021