

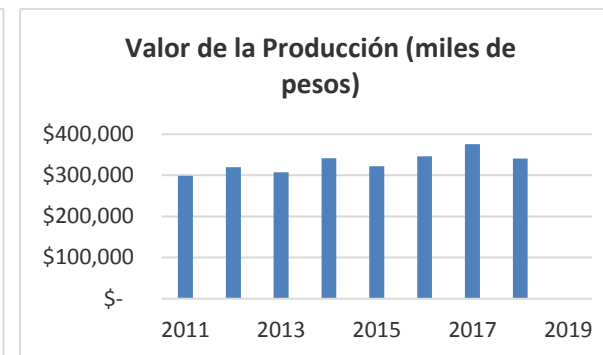
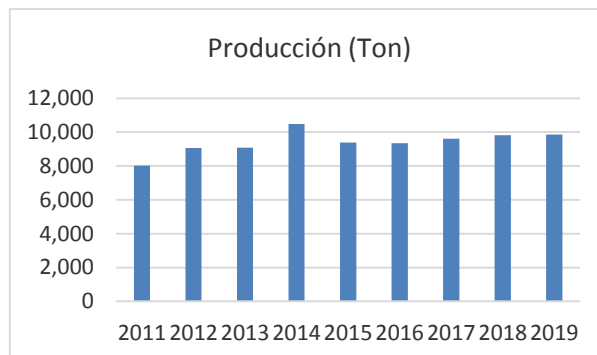
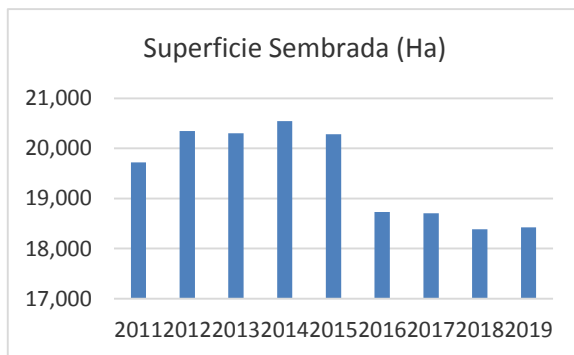


**Cierre al 31 de octubre de 2019**

# Sector: Agroindustria del Cacao

|  | 2011       | 2012       | 2013       | 2014       | 2015       | 2016       | 2017       | 2018       | 2019   |
|--|------------|------------|------------|------------|------------|------------|------------|------------|--------|
|  | 19,718     | 20,347     | 20,299     | 20,544     | 20,285     | 18,730     | 18,707     | 18,385     | 18,426 |
|  | 8,025      | 9,070      | 9,080      | 10,480     | 9,387      | 9,347      | 9,612      | 9,817      | 9,857  |
|  | \$ 298,847 | \$ 319,813 | \$ 306,840 | \$ 341,367 | \$ 321,584 | \$ 346,007 | \$ 375,466 | \$ 340,298 | N/D    |

Cierre al 31 de octubre de 2019



| 2011       | 2019   | Dif. 2011-2019 |
|------------|--------|----------------|
| 19,718     | 18,426 | -6.55%         |
| 8,025      | 9,857  | 22.83%         |
| \$ 298,847 | N/D    |                |

| <b>Superficie Sembrada (Ha)</b>                |
|--|
| <b>Producción (Ton)</b>                        |
| <b>Valor de la Producción (miles de pesos)</b> |

| 2018       | 2019   | Dif. 2018-2019 |
|------------|--------|----------------|
| 18,385     | 18,426 | 0.22%          |
| 9,817      | 9,857  | 0.41%          |
| \$ 340,298 | N/D    |                |

Distritos: Palenque, Selva Lacandona, Tapachula, Tonalá

# Sector: Agroindustria del Cacao

## Producción Nacional

### CACAO

| Estado       | Superficie (ha) |               |             | Producción (ton) | Rendimiento (ton/ha) |
|--------------|-----------------|---------------|-------------|------------------|----------------------|
|              | sembrada        | cosechada     | siniestrada | obtenida         | obtenido             |
| TABASCO      | 40,873          | 40,857        |             | 18,331           | 0.449                |
| CHIAPAS      | 18,426          | 17,422        |             | 9,857            | 0.566                |
| GUERRERO     | 255             | 248           |             | 285              | 1.147                |
| <b>TOTAL</b> | <b>59,555</b>   | <b>58,527</b> |             | <b>28,473</b>    | <b>0.486</b>         |

Datos Preliminares.

**Chiapas, 2º. Lugar en producción**

Cierre al 31 de octubre de 2019