

**Chiapas**  
**Trabajadores asegurados en el IMSS**  
**2010-2018**



**Comparativo Nacional**

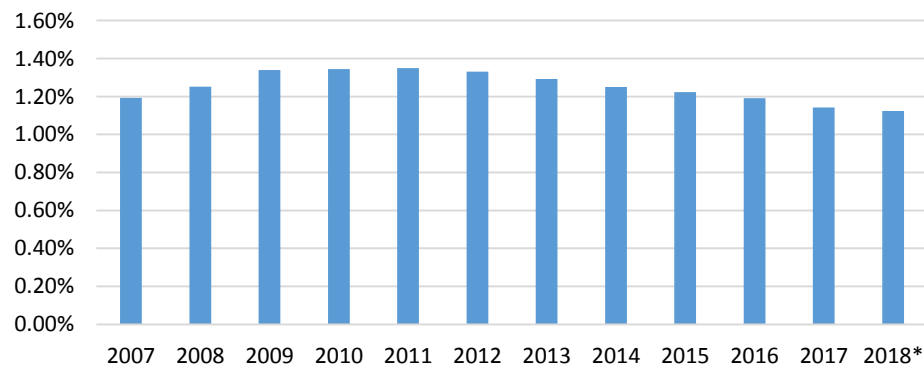
| México                                 | 2007       | 2008       | 2009       | 2010       | 2011       | 2012       | 2013       | 2014       | 2015       | 2016       | 2017       | 2018*      |
|--|------------|------------|------------|------------|------------|------------|------------|------------|------------|------------|------------|------------|
| <b>Trabajadores Asegurados Totales</b> | 14,207,706 | 14,178,117 | 14,006,404 | 14,738,783 | 15,350,335 | 16,062,043 | 16,525,061 | 17,239,587 | 17,884,033 | 18,616,624 | 19,418,455 | 20,079,365 |

| Chiapas                                | 2007    | 2008    | 2009    | 2010    | 2011    | 2012    | 2013    | 2014    | 2015    | 2016    | 2017    | 2018*   |
|--|---------|---------|---------|---------|---------|---------|---------|---------|---------|---------|---------|---------|
| <b>Trabajadores Asegurados Totales</b> | 169,433 | 177,354 | 187,501 | 198,114 | 207,177 | 213,848 | 213,633 | 215,414 | 218,804 | 221,731 | 221,909 | 225,667 |

|                               |              |              |              |              |              |              |              |              |              |              |              |              |
|-------------------------------|--------------|--------------|--------------|--------------|--------------|--------------|--------------|--------------|--------------|--------------|--------------|--------------|
| <b>Participación Nacional</b> | <b>1.19%</b> | <b>1.25%</b> | <b>1.34%</b> | <b>1.34%</b> | <b>1.35%</b> | <b>1.33%</b> | <b>1.29%</b> | <b>1.25%</b> | <b>1.22%</b> | <b>1.19%</b> | <b>1.14%</b> | <b>1.12%</b> |
|-------------------------------|--------------|--------------|--------------|--------------|--------------|--------------|--------------|--------------|--------------|--------------|--------------|--------------|

|                      | 2007- 2018 | 2012-2018* |
|----------------------|------------|------------|
| Crecimiento Nacional | 41%        | 21.51%     |
| Crecimiento Estatal  | 33%        | 5.63%      |

**Participación Nacional**



**Chiapas**  
**Trabajadores asegurados en el IMSS**  
**2010-2018**



**Comparativo Mensual**

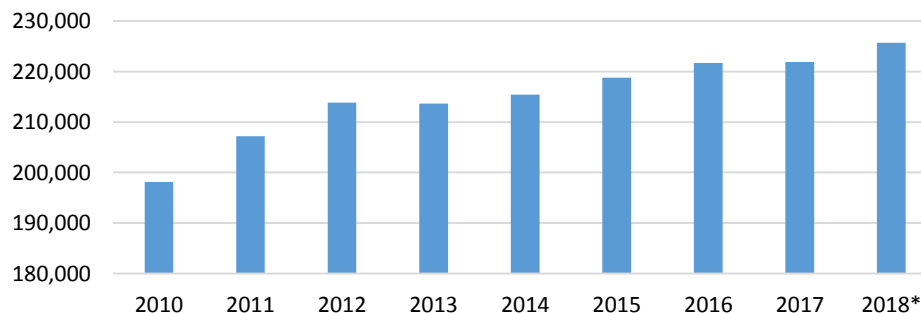
|             | Enero   | Febrero | Marzo   | Abril   | Mayo    | Junio   | Julio   | Agosto  | Sept    | Oct     | Nov     | Dic     |
|-------------|---------|---------|---------|---------|---------|---------|---------|---------|---------|---------|---------|---------|
| <b>2010</b> | 186,751 | 188,020 | 190,019 | 190,081 | 189,596 | 189,995 | 189,964 | 192,343 | 194,214 | 196,249 | 198,399 | 198,114 |
| <b>2011</b> | 195,630 | 197,690 | 198,743 | 199,070 | 199,112 | 199,476 | 199,433 | 201,510 | 202,786 | 204,183 | 207,285 | 207,177 |
| <b>2012</b> | 204,357 | 206,969 | 208,320 | 208,385 | 208,638 | 208,305 | 211,047 | 214,584 | 215,173 | 215,450 | 216,308 | 213,848 |
| <b>2013</b> | 208,994 | 209,510 | 210,073 | 209,517 | 208,820 | 207,699 | 208,638 | 210,364 | 211,131 | 212,485 | 214,314 | 213,633 |
| <b>2014</b> | 209,821 | 210,632 | 211,453 | 211,678 | 212,167 | 211,693 | 211,047 | 210,858 | 212,420 | 214,181 | 216,283 | 215,414 |
| <b>2015</b> | 211,604 | 213,319 | 215,781 | 217,032 | 215,782 | 216,364 | 218,537 | 218,109 | 218,622 | 218,917 | 221,148 | 218,804 |
| <b>2016</b> | 215,413 | 217,367 | 218,606 | 218,490 | 218,994 | 219,989 | 218,480 | 220,723 | 220,813 | 222,043 | 223,469 | 221,731 |
| <b>2017</b> | 216,578 | 217,298 | 219,418 | 220,676 | 219,141 | 219,142 | 217,994 | 218,587 | 218,983 | 220,952 | 223,773 | 221,909 |
| <b>2018</b> | 218,904 | 220,224 | 221,944 | 223,036 | 223,360 | 223,632 | 223,137 | 225,132 | 225,982 | 226,814 | 226,894 | 225,667 |

**Comparativo Anual**

| Chiapas                                | 2010    | 2011    | 2012    | 2013    | 2014    | 2015    | 2016    | 2017    | 2018*   |
|--|---------|---------|---------|---------|---------|---------|---------|---------|---------|
| <b>Trabajadores Asegurados Totales</b> | 198,114 | 207,177 | 213,848 | 213,633 | 215,414 | 218,804 | 221,731 | 221,909 | 225,667 |

| Dif. 2010 - 2017 | Dif. 2010-2018 |
|------------------|----------------|
| 12.01%           | 13.91%         |

**Trabajadores Asegurados al IMSS en Chiapas**



# Chiapas

## Trabajadores asegurados en el IMSS

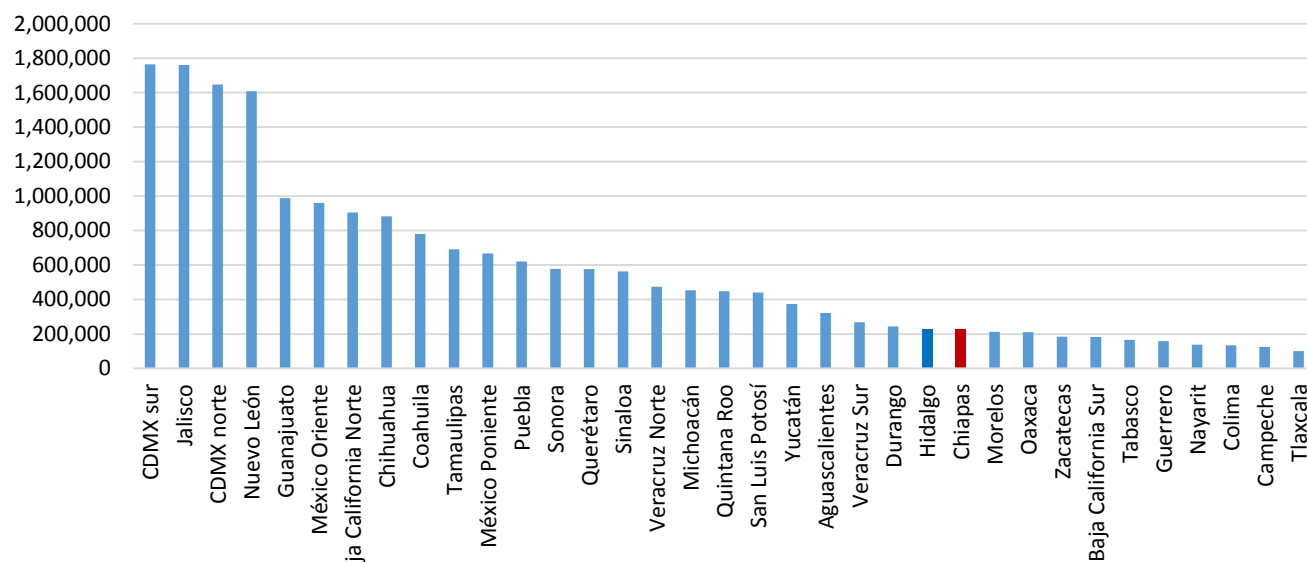
### 2018



#### Comparativo Nacional

| Estado                | 2018              |
|-----------------------|-------------------|
| Aguascalientes        | 321,298           |
| Baja California Norte | 905,314           |
| Baja California Sur   | 182,099           |
| Campeche              | 125,280           |
| Chiapas               | 225,667           |
| Chihuahua             | 882,868           |
| Coahuila              | 779,544           |
| Colima                | 134,772           |
| CDMX norte            | 1,647,569         |
| CDMX sur              | 1,763,272         |
| Durango               | 243,651           |
| Guanajuato            | 988,062           |
| Guerrero              | 157,793           |
| Hidalgo               | 226,929           |
| Jalisco               | 1,761,000         |
| Michoacán             | 454,081           |
| Morelos               | 212,112           |
| México Oriente        | 960,428           |
| México Poniente       | 666,768           |
| Nayarit               | 138,808           |
| Nuevo León            | 1,608,226         |
| Oaxaca                | 210,222           |
| Puebla                | 620,188           |
| Querétaro             | 576,858           |
| Quintana Roo          | 447,348           |
| San Luis Potosí       | 439,816           |
| Sinaloa               | 562,199           |
| Sonora                | 578,770           |
| Tabasco               | 165,576           |
| Tamaulipas            | 690,918           |
| Tlaxcala              | 100,979           |
| Veracruz Norte        | 474,012           |
| Veracruz Sur          | 267,262           |
| Yucatán               | 374,432           |
| Zacatecas             | 185,244           |
| <b>Nacional</b>       | <b>20,079,365</b> |

Asegurados al IMSS



Fuente: [www.imss.gob.mx](http://www.imss.gob.mx). Consulta dinámica de información (cubos).  
Cifras al 31 de diciembre 2018